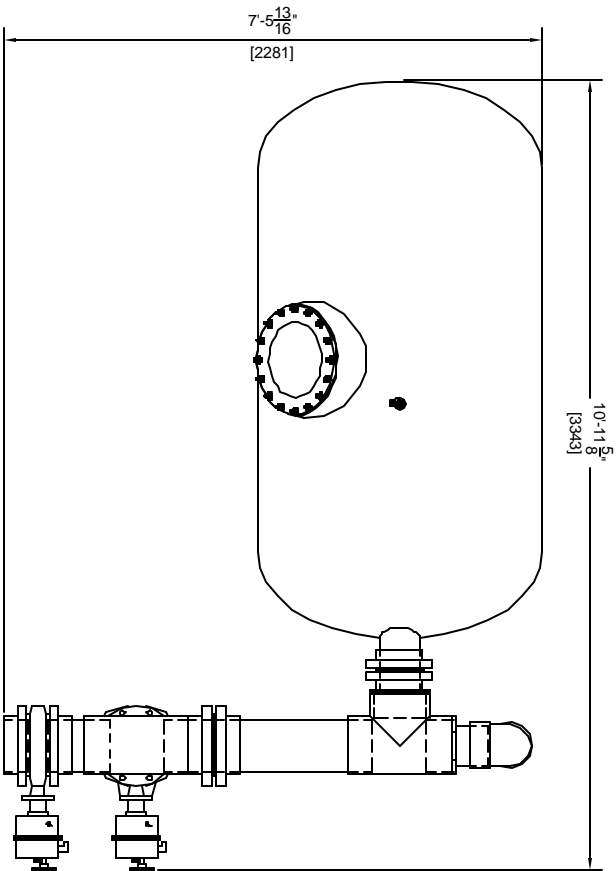
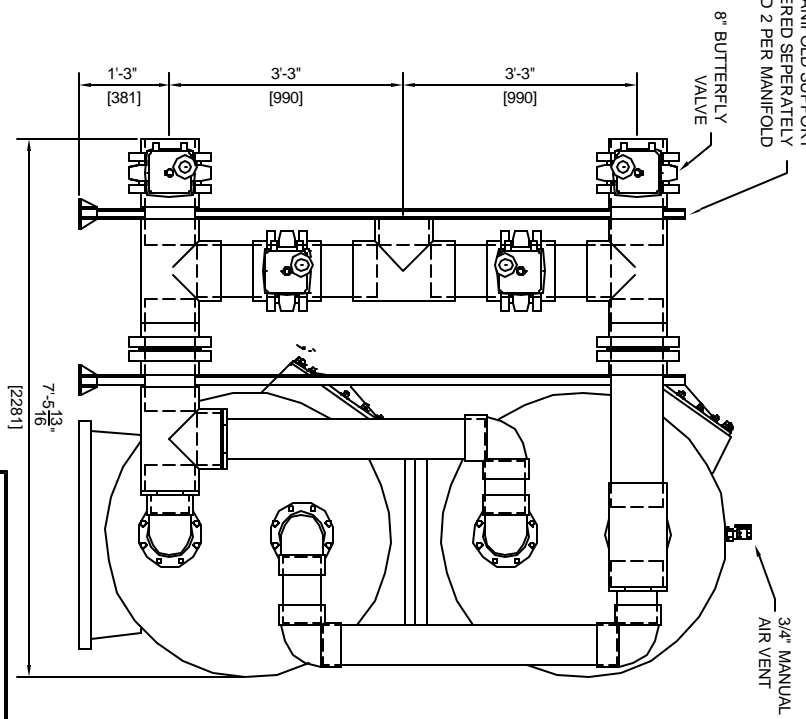


MANIFOLD SUPPORT
ORDERED SEPARATELY
RECOMMEND 2 PER MANIFOLD

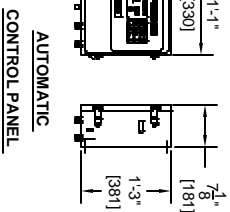


7'-5¹³/₁₆"
[2281]

10'-11³/₈"
[3343]

9'-3¹¹/₁₆"
[2837]

7'-5¹³/₁₆"
[2281]



AUTOMATIC
CONTROL PANEL

- GENERAL NOTES:
1. MEDIA NOT INCLUDED WITH FILTER
 2. CONCRETE SLAB TO BE DESIGNED BY OTHERS
 3. FILTER MADE FROM HIGH STRENGTH FIBERGLASS AND RESINS
 4. FILTERS HAVE UV STABILIZED CLEAR COAT
 5. ALL INTERNAL COMPONENTS ARE CONSTRUCTED OF SCHEDULE 80 PVC.
 6. MANHOLE CAN BE LOCATED ON EITHER SIDE OF FILTER. PLEASE SPECIFY AT TIME OF ORDER.
 7. SAND DRAIN AND WATER DRAIN ARE PLACED ON THE SAME SIDE AS THE MANHOLE.

FILTER DATA

TOTAL SURFACE AREA:	58 SQ. FT.
MAX WORKING PRESSURE:	50 PSI.
MAX FLOW RATE:	20 GPM / SQ. FT.
MEDIA REQUIREMENTS	
SAND:	2,700 LBS EA.
GRAVEL:	1,600 LBS EA.
WEIGHTS	
FILTER SHIPPING WEIGHT:	726 LBS EA.
FILTER OPERATING WEIGHT:	19,550 LBS

ASTRAL POOL



USA

HORIZONTAL SAND FILTER (20897)
48"X91"W/ 8" 4 VALVE AUTO MANIF. STACKED

DRAWN BY:	MM	DATE:	10/14/02
ENG. NO.:	20897-4 AUTO	CHECKED:	
REV.:			

SCALE: 3/8" = 1"